



Kentucky High School Athletic Association

2280 Executive Drive ° Lexington, KY 40505 ° www.khsaa.org ° (859)299-5472 (859)293-5999 (fax)

To: Superintendent, Principal, and Athletic Director

From: Brigid L. DeVries, Commissioner
Larry Boucher, Assistant Commissioner *LB*


Date: August 25, 2003

Subject: 2002-2003 Annual Report Forms Submission

School: Trigg County High School

Enclosed please find a copy of Form T-65, The 2002-2003 Annual Report Forms Checklist. In addition, you may find an attachment with corrected copies of the forms submitted by your school personnel. Please review this information so the forms can be completed accurately in the future. Also, KHSAA Audit Staff may have requested a re-submission of some of the 2002-2003 Annual Report Forms or need additional information on your athletic programs. Please submit this information by the date requested if this is applicable. Copies and all KHSAA Title IX documents must be kept current and included in your permanent Title IX File at the school. All documents are subject to Open Records Requests.

Should you need any further information, please do not hesitate to call anytime.



MEMORANDUM

TO: KHSAA Member School Superintendents, Principals, and Athletic Directors

FROM: Brigid L. DeVries, Commissioner
Larry Boucher, Executive Assistant Commissioner *[Signature]*

DATE: July 11, 2003

RE: 2003 Title IX Forms Submission

School	Trigg County High School	Reviewed by	Gary Lawson
--------	--------------------------	-------------	-------------

The following is a status report regarding the required 2002 - 2003 Title IX submission of forms due in to the KHSAA office by April 15, 2003. Appropriate audit personnel have reviewed these forms and the following is a summary of this review.

I. Checklist of Forms properly submitted in a satisfactory manner:

✓	GE 19 (Annual Verification)	✓	T-35 (Budget Expenses)
✓	T-1 (Summary Program Chart 1)	✓	T-36 (Budget Expenses)
✓	T-2 (Summary Program Chart 2)	✓	T-41 (Checklist – Overall Interscholastic Program)
✓	T-3 (Summary Program Chart 3)	✓	T-60 (Corrective Action Plan)
✓	T-4 (Summary Program Chart 4)	✓	T-63 (Interscholastic Survey Results)

II. Status

A.	✓	2002 – 2003 Forms are satisfactory and no further information or action is necessary at this time.
B.		Errors have been noted with respect to the following forms and corrected copies are being returned to you for placement in your Title IX file to ensure proper submission in the future.
C.		The following forms were omitted and must be submitted by school representatives.
D.	✓	Other Recommendation and Comments: <ul style="list-style-type: none"> All calculations are correct and report data appears satisfactory at this time.



MEMORANDUM

To: KHSAA Member School Superintendents, Principals, and Athletic Directors

From: Brigid L. DeVries, Commissioner
Larry Boucher, Assistant Commissioner

Date: July 11, 2003

Re: 2003 Title IX Forms Submission

School	Trigg County	Reviewed by	GARY W. LAWSON
--------	--------------	-------------	----------------

The following is a status report regarding the required 2002-2003 Title IX submission of forms which were due in to the KHSAA office by April 15, 2003. Appropriate audit personnel have reviewed these forms and the following is a summary of this review.

I. Checklist of Forms properly submitted in a satisfactory manner:

<input checked="" type="checkbox"/>	GE 19 (Annual Verification)	<input checked="" type="checkbox"/>	T-35 (Budget Expenses)
<input checked="" type="checkbox"/>	T-1 (Summary Program Chart 1)	<input checked="" type="checkbox"/>	T-36 (Budget Expenses)
<input checked="" type="checkbox"/>	T-2 (Summary Program Chart 2)	<input checked="" type="checkbox"/>	T-41 (Checklist - Overall Interscholastic Program)
<input checked="" type="checkbox"/>	T-3 (Summary Program Chart 3)	<input checked="" type="checkbox"/>	T-60 (Corrective Action Plan)
<input checked="" type="checkbox"/>	T-4 (Summary Program Chart 4)	<input checked="" type="checkbox"/>	T-63 (Interscholastic Survey Results)

II. Status

A.	<input checked="" type="checkbox"/>	2002-2003 Forms are satisfactory and no further information or action is necessary at this time.
B.		Errors have been noted with respect to the following forms and corrected copies are being returned to you for placement in your Title IX file to ensure proper submission in the future.
C.		The following forms were omitted and must be submitted by school representatives.
D.		Other Recommendation and Comments: <i>All calculations are correct and report data appears to be satisfactory at this time. Have a good summer.</i>



MEMORANDUM

To: KHSAA Member School Superintendents, Principals, and Athletic Directors

From: Brigid L. DeVries, Commissioner
Larry Boucher, Assistant Commissioner

Date: July 11, 2003

Re: 2003 Title IX Forms Submission

School	Trigg County	Reviewed by	GARY W. LAWSON
--------	--------------	-------------	----------------


The following is a status report regarding the required 2002-2003 Title IX submission of forms which were due in to the KHSAA office by April 15, 2003. Appropriate audit personnel have reviewed these forms and the following is a summary of this review.

I. Checklist of Forms properly submitted in a satisfactory manner.

<input checked="" type="checkbox"/>	GE 19 (Annual Verification)	<input checked="" type="checkbox"/>	T-35 (Budget Expenses)
<input checked="" type="checkbox"/>	T-1 (Summary Program Chart 1)	<input checked="" type="checkbox"/>	T-36 (Budget Expenses)
<input checked="" type="checkbox"/>	T-2 (Summary Program Chart 2)	<input checked="" type="checkbox"/>	T-41 (Checklist - Overall Interscholastic Program)
<input checked="" type="checkbox"/>	T-3 (Summary Program Chart 3)	<input checked="" type="checkbox"/>	T-60 (Corrective Action Plan)
<input checked="" type="checkbox"/>	T-4 (Summary Program Chart 4)	<input checked="" type="checkbox"/>	T-63 (Interscholastic Survey Results)

II. Status

A.	<input checked="" type="checkbox"/>	2002-2003 Forms are satisfactory and no further information or action is necessary at this time.
B.		Errors have been noted with respect to the following forms and corrected copies are being returned to you for placement in your Title IX file to ensure proper submission in the future.
C.		The following forms were omitted and must be submitted by school representatives.
D.		Other Recommendation and Comments: <i>All calculations are correct and report data appears to be satisfactory at this time. Have a good summer.</i>



APR 17 2003





Trigg County High School

TITLE IX

MEMBER SCHOOLS 2002-2003 ANNUAL REPORT FORMS

Submit to KHSAA
By April 15, 2003





Kentucky High School Athletic Association

**2002-2003 KENTUCKY HIGH SCHOOL ATHLETIC ASSOCIATION
ANNUAL VERIFICATION OF TITLE IX PROCEDURES**

(To be submitted by April 15, 2003 along with other required forms)

The Trigg County High School, Cadiz, Kentucky
(Name of High School) (City)

certifies to the Kentucky High School Athletic Association that the following is an accurate and true representation of the facts surrounding compliance with 20 U.S.C. Sections 1681-1688, et. Seq. (also known as Title IX)

I certify the following provisions in accordance with records at the school contained in the permanent Title IX file, and to the best of my knowledge have completed the following tasks. (All boxes must be checked)

- Established a gender equity committee at the high school. (list committee personnel and provide attachment if necessary)

Name	Address	Phone	Title
Felicia Landers	324 W. End St.	522-8496	Teacher Instructional Aid
Taylor Sparks	633 Old Hopk. Rd.	522-5200	Athletic Director
Rita Carr	298B Maple Dr.	522-0032	Secretary
Faye Stevens	305 Barefield Rd.	235-5026	Athletic Secretary
Jackie Clark	421 W. Oakland Farm Rd.	522-7798	Teacher
Rick Larson	83 Commanche Dr.	522-5602	Principal
Jennifer Walker	P.O. Box 885	522-5818	Teacher Instructional Aid

- Scheduled a minimum of three meetings during the 2002-2003 school year on the following dates:

November 24, 2002

March 26, 2003

April 2, 2003

- Designated the following person(s) as the Title IX coordinator for the school/district:

Taylor Sparks Athletic Director 633 Old Hopkinsville Rd. (270) 522-5200
Name Title Address Phone

- School personnel are continuing to make periodic reviews of the boys and girls athletics program reflected in the Corrective Action Plan.

- In addition to the above information, the above referenced school maintains a complete permanent file relative to Title IX records including copies of the self-assessment audit, all corrective action plans, and other related materials.

SB Knight
Principal's Signature

14 April 2003
Date

Superintendent Signature

M. The Davis
School Board Chairpersons' Signature

(Send original copy to KHSAA - Maintain duplicate in Title IX school folder)



**2002-2003 KENTUCKY HIGH SCHOOL ATHLETIC ASSOCIATION
ANNUAL VERIFICATION OF TITLE IX PROCEDURES**

(To be submitted by April 15, 2003 along with other required forms)

The Trigg County High School, Cadiz, Kentucky
(Name of High School) (City)

certifies to the Kentucky High School Athletic Association that the following is an accurate and true representation of the facts surrounding compliance with 20 U.S.C. Sections 1681-1688, et. Seq. (also known as Title IX)

I certify the following provisions in accordance with records at the school contained in the permanent Title IX file, and to the best of my knowledge have completed the following tasks. (All boxes must be checked)

- Established a gender equity committee at the high school. (list committee personnel and provide attachment if necessary)

Name	Address	Phone	Title
Sherita Walker	P.O. Box 885	522-5818	Student
Kenny R. Turner	1041 Beachy Fork Rd.	924-9233	Student
Crystal Fuller	80 Francis Lane	522-6770	Teacher (Pep Club)

- Scheduled a minimum of three meetings during the 2002-2003 school year on the following dates:

- Designated the following person(s) as the Title IX coordinator for the school/district:

Taylor Sparks	Athletic Director	633 Old Hopk. Rd.	(270) 522-5200
Name	Title	Address	Phone

- School personnel are continuing to make periodic reviews of the boys and girls athletics program reflected in the Corrective Action Plan.

- In addition to the above information, the above referenced school maintains a complete permanent file relative to Title IX records including copies of the self-assessment audit, all corrective action plans, and other related materials.

S. B. Knight
Principal's Signature Date 14 April 2003

Superintendent Signature School Board Chairpersons' Signature
(Send original copy to KHSAA - Maintain duplicate in Title IX school folder)

2002-2003
ACCOMMODATION OF INTERESTS AND ABILITIES
SUMMARY PROGRAM CHART 1

KHSAA
 Form T1
 Rev. 9/02

Participation Opportunities Test One

		(Column 1)	(Column 2)	(Column 3)	(Column 4)
	Program	Enrollment	Percentage of Total Enrollment	Number of Interscholastic Participants (double and triple count)	Percentage of Total Participation
Row 1	GIRLS	271	46.8	160	38%
Row 2	BOYS	307	53.2	267	62%
Row 3	Totals	578	100%	427	100%

Instructions:

*Number of 8th grade students & below used in Column 4 calculations if applicable: 38

- 1) Determine the total number of girls enrolled, (place in Row 1, Column 1). Determine the total number of boys enrolled, (place in Row 2, Column 1).
- 2) Add the total number of girls and boys enrolled to determine total enrollment, (place in Row 3, Column 1).
- 3) Calculate the percentage of total enrollment that is female. (Divide Row 1, Column 1 by row 3, Column 1 and place in Row 1, Column 2.) Calculate the percentage of total enrollment that is male. (Divide Row 2, Column 1 by Row 3, Column 1 and place in Row 2, Column 2.) Note: Row 1, Column 2 plus Row 2, Column 2 should total 100%.
- 4) Ask the head coaches to review the most updated eligibility or squad lists for their teams. Ask coaches to confirm the names of those individuals who are on the team as of the first date of competition, and cross out the names of those who were cut from the team or quit the team prior to the first competitive event. Determine the total number of interscholastic athletics participants that are girls, (and place in Row 1, Column 3). In order to determine the total number of athletics participants, an individual should be counted each time he or she participates on a team. For example, if Jane Doe competes on the varsity volleyball team, the junior varsity volleyball team, the junior varsity basketball team, and the varsity softball team, she should be counted as four participants (**do not include club or intramural sports participants, cheerleaders, dance teams, or pom squads**). Calculate the same way for boys and girls. * In addition, should 8th grade students and below play on a Freshman, Junior Varsity, or Varsity team, they should also be counted for each team and sport on which they participate. If applicable, please asterisk the above notation as to how many 8th grade students & below are included in the totals. Using the same procedure, determine the total number of interscholastic athletic participants that are boys, (and place in Row 2, Column 3). Add Row 1, Column 3 plus Row 2, Column 3 to get total participants and place in Row 3, Column 3.
- 5) Calculate the percentage of female participation. (Row 1, Column 3 divided by Row 3, Column 3 and place in Row 1, Column 4.) Calculate the percentage of male participation. (Row 2, Column 3 divided by Row 3, Column 3 and place in Row 2, Column 4.) Note: Row 1, Column 4 plus Row 2, Column 4 should total 100%.

Note: While being within three percent is not a formal compliance standard; if the percent listed in Row 1, Column 4 is within 3% of Row 1, Column 2, then it provides a good target within which compliance is likely.

Principal's Signature: S. Blunert Date: 14 April 2003

2002-2003
ACCOMMODATION OF INTERESTS AND ABILITIES
SUMMARY PROGRAM CHART 2

KHSAA
 Form 12
 Rev. 9/02

Participation Opportunities Test Two

		Column 1	Column 2	Column 3	Column 4	Column 5
Program		Number of Teams Currently Offered	Number of Participants	Number of Teams Added in Last Five Years	Number of Participants Added in Last Five Years	Percent of Total Participation By Sex Added in Last 5 Years
GIRLS	Row 1	varsity:	7	93	1	17
	Row 2	j.v.:	4	67	1	24
	Row 3	froshe	1	0	1	8
	Row 4	total:	12	160	3	49
BOYS	Row 5	varsity:	7	140	0	0
	Row 6	j.v.:	4	94	0	0
	Row 7	froshe	2	33	0	0
	Row 8	total:	13	267	0	0

- 1) For Column 1, list the number of interscholastic teams offered for girls and boys at each competitive level (varsity, junior varsity, and freshman). For girls, total each of the entries in Rows 1, 2, and 3 into Row 4. For boys, total Rows 5, 6, and 7 into Row 8.
- 2) For Column 2, list the number of participants at each level. For girls, total each of the entries in Rows 1, 2, and 3 into Row 4. For boys, total Rows 5, 6, and 7 into Row 8. **Note:** The totals in Row 4 for girls and in Row 8 for boys must be the same as the totals in Form T-1, Column 3, Rows 1 and 2 respectively.
- 3) For Column 3, list the number of interscholastic teams that have been added in the last five years at each competitive level. Count each team added during the 5 year period only one time. e.g. Girl's junior varsity soccer was added 3 years ago, count the team only once, not 3 times. For girls, total the entries in Rows 1, 2, and 3 into Row 4. For boys, total Rows 5, 6, and 7 into Row 8.
- 4) For Column 4, list the number of participants that are currently on each level of the teams that were added in the last five years. If a team was added previously but no longer exists, there are no current participants to be added for that team. For girls, total the entries in Rows 1, 2, and 3 into Row 4. For boys, total Rows 5, 6, and 7 into Row 8.
- 5) For Column 5, calculate the percentage of participants that have been added in the last five years. For girls, take the number in Column 4, Row 4 and divide by the number in Column 2, Row 4. For boys, take the number in Column 4, Row 8 and divide it by the number in Column 2, Row 8.

Note: If the percentage of current participants added in the last five years is 25% or greater, compliance with test two may be possible. If less than 25%, then compliance with test three should be analyzed. **CAUTION:** 25% is not a formal compliance standard.

Principal's Signature: SB Knight Date: 14 April 2003

2002-2003
ACCOMMODATION OF INTERESTS AND ABILITIES
SUMMARY PROGRAM CHART 3

KHSAA
 Form T3
 Rev. 9/02

Participation Opportunities Test Three

For any question answered "YES" identify the respective sport(s).

	GIRLS (Yes / No)		BOYS (Yes / No)
1. For a sport not currently played at the interscholastic level (varsity, junior varsity, or freshman) in your school, is there an intramural team offered for that sport?	NO		NO
2. For a sport <u>not</u> currently offered in your interscholastic athletics program, is there sufficient interest to form a viable interscholastic team based on participation on an intramural team or community recreation teams?	NO		NO
3. For a sport <u>not</u> currently offered, is there sufficient interest to form a viable interscholastic team based on student responses from the interscholastic survey?	NO		NO
4. For a sport currently offered at the varsity level only, is there sufficient interest to form a viable team for a junior varsity, or freshman team that is not currently offered?	NO		NO
5. For a sport currently offered at the junior varsity or freshman level is there sufficient interest to form a varsity team not currently offered?	NO		NO
6. If you answered YES to question (1), (2), (3), (4), or (5), are there enough high schools in your geographic area offering the sport (at the appropriate level) to allow for the development of a reasonable schedule of competition?	N/A		N/A

Principal's Signature: SB Knight

Date: 14 April 03

2002-2003
ACCOMODATION OF INTERESTS AND ABILITIES+
SUMMARY PROGRAM CHART 4

Levels of Competition Test One

		Column 1	Column 2	Column 3
Girls	Team Levels	Number of Teams Currently Offered	Number of Participants	Percentage of Participants at Each Level
Row 1	varsity:	7	93	58.1
Row 2	j.v.:	4	67	42.9
Row 3	frosh:	0	0	0%
Row 4	total:		160	100%
Boys				
Row 5	varsity:	7	140	52.4
Row 6	j.v.:	4	94	35.2
Row 7	frosh:	2	33	12.4
Row 8	total:		267	100%

- 1) Column 1, list the number of interscholastic teams offered for girls and boys at each competitive level; varsity, junior varsity, and freshman. (Refer to Form T-2, Accommodation of Interests and Abilities, Summary Program Chart 2, Column 1.)
- 2) For Column 2; list the number of participants at each level. For girls, total the entries in Rows 1; 2; and 3 into Row 4. For boys, total the entries in Rows 5, 6, and 7 into Row 8. (Refer to Form T-2, Accommodation of Interests and Abilities, Summary Program Chart 2, Column 2.)
- 3) For Column 3, calculate the percentage of female and male participants at each level.
For girls' varsity, junior varsity, and frosh, respectively:
 - Divide Column 2, Row 1 by Column 2, Row 4, and place the percentage in Column 3, Row 1.
 - Divide Column 2, Row 2 by Column 2, Row 4, and place the percentage in Column 3, Row 2.
 - Divide Column 2, Row 3 by Column 2, Row 4, and place the percentage in Column 3, Row 3.
For boys' varsity, junior varsity, and frosh, respectively:
 - Divide Column 2, Row 5 by Column 2, Row 8, and place the percentage in Column 3, Row 5.
 - Divide Column 2, Row 6 by Column 2, Row 8, and place the percentage in Column 3, Row 6.
 - Divide Column 2, Row 7 by Column 2, Row 8, and place the percentage in Column 3, Row 7.

Principal's Signature: SB Knight Date: 14Apr03

2002-2003

**BUDGETED AND ACTUAL EXPENDITURES - PROGRAM COMPARISON CHART
TO INCLUDE BOOSTER CLUB FUNDING**

	equipment and supplies		travel		awards		coaches' salaries (to include supplemental and extended employment)		facilities improvements		publications (if sport-specific)	
	B	E	B	E	B	E	B	E	B	E	B	E
G basketball	2500.00	2453.18	NA	NA	400.00	252.00	11702.00	11702.00	0	0	0	0
B basketball	2500.00	2103.01	NA	NA	400.00	210.50	11702.00	11702.00	0	0	0	0
G softball	2000.00	1853.14	NA	NA	400.00	254.60	4551.00	4551.00	0	0	0	0
B baseball	2000.00	1902.54	NA	NA	400.00	250.40	4551.00	4551.00	0	0	0	0
G cross country	500.00	420.02	NA	NA	400.00	140.50	1779.00	1779.00	0	0	0	0
B cross country	500.00	407.85	NA	NA	400.00	140.50	1779.00	1779.00	0	0	0	0
G golf	1000.00	760.50	NA	NA	400.00	229.40	1779.00	1779.00	0	0	0	0
B golf	1000.00	802.46	NA	NA	400.00	205.60	1779.00	1779.00	0	0	0	0
G soccer	1500.00	1468.15	NA	NA	400.00	340.00	4551.00	4551.00	0	0	0	0
B soccer	1500.00	1205.40	NA	NA	400.00	340.00	4551.00	4551.00	0	0	0	0
G swimming	----	----	---	---	----	---	----	----	-	-	-	-
B swimming	----	----	---	---	----	---	----	----	-	-	-	-

1. Budget and expenditures on this 2002-2003 year report due by April 15, 2003, should reflect the total monies budgeted and spent for the entire year of 2001-2002 ending June 30, 2002.
2. "B" is for budgeted dollar amounts and "E" is for actual dollar expenditures.
3. Booster Club Funding/Contributions must be included in the expenditures total.

Principal's Signature: ABKneel Date: 14 Apr 03

**2002-2003
BUDGETED AND ACTUAL EXPENDITURES - PROGRAM COMPARISON CHART 2
TO INCLUDE BOOSTER CLUB FUNDING**

Teams	equipment and supplies		travel		awards		coaches' salaries (to include supplemental and extended employment)		facilities improvements		publications (if sport-specific)	
	B	E	B	E	B	E	B	E	B	E	B	E
G track	500.00	425.00	N/A	N/A	400.00	320.00	2424.50	2424.50	0	0	0	0
B track	500.00	415.07	N/A	N/A	400.00	300.00	2424.50	2424.50	0	0	0	0
G tennis	---	---	---	---	---	---	---	---	---	---	---	---
B tennis	---	---	---	---	---	---	---	---	---	---	---	---
G volleyball	1500.00	1120.00	N/A	N/A	400.00	250.00	3070.00	3070.00	0	0	0	0
B wrestling	---	---	---	---	---	---	---	---	---	---	---	---
G (list sport)	---	---	---	---	---	---	---	---	---	---	---	---
B (football)	12,000	11,685	N/A	N/A	400.00	390.50	17,558	17,558	0	0	0	0
G (list sport)	---	---	---	---	---	---	---	---	---	---	---	---
B (list sport)	---	---	---	---	---	---	---	---	---	---	---	---

- Budget and expenditures on this 2002-2003 year report due by April 15, 2003, should reflect the total monies budgeted and spent for the entire year of 2001-2002 ending June 30, 2002.
- "B" is for budgeted dollar amounts and "E" is for actual dollar expenditures.
- Booster Club Funding/Contributions must be included in the expenditures' total.

Principal's Signature: *SB King* Date: 14Apr03

2002-2003 KHSAA TITLE IX ATHLETICS AUDIT

KHSAA
Form T41
Rev. 9/02

Checklist - Overall Interscholastic Athletics Program

Areas of Compliance	ADVANTAGE TO		
	(Respond based on Internal Evaluation by checking the appropriate column.)		
OPPORTUNITIES	GIRLS' PROGRAM	BOYS' PROGRAM	NEITHER PROGRAM
Accommodation of Interest and Abilities			X
BENEFITS	GIRLS' PROGRAM	BOYS' PROGRAM	NEITHER PROGRAM
Equipment and Supplies			X
Scheduling of Games and Practice Time			X
Travel and Per Diem Allowances			X
Coaching			X
Locker Rooms, Practice and Competitive Facilities			X
Medical and Training Facilities and Services			X
Publicity			X
Support Services			X
Athletic Scholarships			X
Tutoring			X
Housing and Dining Facilities and Services			X
Recruitment of Student Athletes	X		

Principal's Signature: SB Krueger Date: 14 Apr 03

2002-2003 INTERSCHOLASTIC ATHLETICS STUDENT SURVEY

KHSAA
Form T61
Rev. 9/02

1. Is the School District offering the interscholastic sport(s) you want to play?

264 Yes
93 No, I want to play _____ (SEE BELOW)
92 I am not interested in athletics

2. During the **fall season**, which interscholastic sport would you like to play?

~~133~~ Football
90 Girls' Volleyball
32 Boys' Volleyball
16 Boys' Cross-Country
16 Girls' Cross-Country
19 Girls' Field Hockey
21 Boys' Golf
12 Girls' Golf
39 Boys' Soccer
50 Girls' Soccer
162 I would not participate

3. During the **winter season**, which interscholastic sport would you like to play?

64 Boys' Basketball
59 Girls' Basketball
40 Boys' Swimming & Diving
93 Girls' Swimming & Diving
57 Boys' Wrestling
64 Girls' Gymnastics
59 Boys' and Girls' Indoor Track
162 I would not participate

4. During the **spring season**, which interscholastic sport would you like to play?

64 Boys' Track
49 Girls' Track
66 Girls' Tennis
26 Boys' Tennis
36 Girls' Slow Pitch Softball
49 Girls' Fast Pitch Softball
68 Boys' Baseball
182 I would not participate

5. Do you participate in intramural sports? If you do, which sports(s)?

75 Yes _____
362 No _____

6. Which intramural sports, if any, would you like to see added?

None	Survey Page No. 1
Flagfootball	Girls Football
swimming Team	Shoot Team
Mud Wrestling	Boys Volleyball
Boxing	Kickball
Girls Wrestling	

7. Do you participate in non-school sport activities? If you do, which sport(s)?

133 Yes Band-1, Swim-1, Racquetball-1

308 No

8. Are you currently participating in interscholastic athletics during any season?

190 Yes

248 No Why don't you participate in interscholastic athletics?

33 I prefer other activities such as band, chorus, etc.

59 I don't have time

16 The practice schedules and game times are inconvenient

41 The sport I like isn't offered

13 It's too expensive

10 I prefer to participate in club or intramural sports

48 Working

54 Other

No transportation-1, grades-1, pregnant-1, cheerleading-1

9. Do you have any suggestions to encourage participation?

None, more fun, cheaper prices, more girl sports, rewards, better coaches, pay them, more scholarships, ROTC, less stress, revealing outfits, more practices, advertise more, more sportsmanship.

10. Please list OTHER SPORTS you are interested in participating in and the sports season.

<u>Sport</u>		<u>Season</u>
<u>Lacrosse-4</u>	Girls Boxing-2	<u>Croquet-2</u>
<u>Boys Volleyball-4</u>	Girls Wrestling	<u>Badmitton-3</u>
<u>Swimming-23</u>	Bowling-4	<u>Kickball-3</u>
<u>Ping Pong-1</u>	Mud Wrestling-1	<u>Horseshoes-2</u>
<u>Field Hockey-21</u>	Dance Team-4	<u>Dodgeball-2</u>
<u>Cheerleading-1</u>	Girls Football-19	<u>Pool-1</u>
<u>Tennis-12</u>	Rugby-2	<u>Waterpolo-1</u>
<u>Gymnastics-3</u>	Boxing-9	<u>Girls Baseball-5</u>
<u>Indoor track-2</u>	Wrestling-7	<u>Archery-1</u>
<u>Equestrian-1</u>	Cycling-1	

Chess-2
Optional

Name: _____

Age: _____

Male: _____ Female _____



2002-2003 INTERSCHOLASTIC ATHLETICS SURVEY

Summary of Student Responses

School Name: TRIGG CO.

School Enrollment: 578

Date: 3-24-03

Completed By: Taylor Sparks

Instructions:

1. Summarize the Student Athletics Interest Surveys Form T-61 by listing the total number of responses on the line next to each sport.
2. Under the Other Category please provide a listing of the sports as well as the number of students who are interested in participating.
3. Please sign and date the Summary Form (T-63) and mail the Summary Form only to the KHSAA by April 15, 2003. Do not mail the student surveys (Form T-61). However, these Forms should be maintained in your files in the event they are requested subsequently.

578 Number of Surveys

449 Total Returned

9-12 Grades Surveyed

How Was The Survey Administered? Given during homeroom

(e.g. was it given in all English classes, or all home rooms, or advisee/advisor?)

Fall Sports (List Total Number of Participation Responses)

16 Cross Country (Girls)

16 Cross Country (Boys)

19 Field Hockey (Girls)

133 Football (Boys)

12 Golf (Girls)

21 Golf (Boys)

50 Soccer (Girls)

39 Soccer (Boys)

90 Volleyball (Girls)

32 Volleyball (Boys)

Winter Sport (List Total Number of Participation Responses)

59 Basketball (Girls)

64 Basketball (Boys)

64 Gymnastics (Girls)

29 Indoor Track (Girls)

30 Indoor Track (Boys)

93 Swimming & Diving (Girls)

40 Swimming & Diving (Boys)

57 Wrestling (Boys)

Spring Sport (List Total Number of Participation Responses)

<u>68</u>	Baseball (Boys)
<u>49</u>	Fast Pitch Softball (Girls)
<u>36</u>	Slow Pitch Softball (Girls)
<u>66</u>	Tennis (Girls)
<u>29</u>	Tennis (Boys)
<u>49</u>	Track-(Girls)
<u>69</u>	Track (Boys)

Other Sports (From Student Survey T-61 Question 10)

Name of Sport	Number of Students Interested In Participating
<u>Field Hockey</u>	<u>21</u>
<u>Swimming</u>	<u>23</u>
<u>Girls Football</u>	<u>19</u>
<u>Tennis</u>	<u>12</u>
<u>Gymnastics</u>	<u>3</u>
<u>Dance Team</u>	<u>2</u>
<u>Rugby</u>	<u>3</u>
<u>Boxing</u>	<u>9</u>

Number of Students who participate in Intramural Sports.
(From Student Survey T-61 Question 5)

<u>Sport</u>	<u>Number</u>
<u>NA</u>	<u>NA</u>
<u> </u>	<u> </u>
<u> </u>	<u> </u>
<u> </u>	<u> </u>
<u> </u>	<u> </u>
<u> </u>	<u> </u>

List Intramural Sports students are interested in adding:
(From Student Survey T-61 Question 6)

<u>Sport</u>	<u>Number</u>
<u>Flag Football</u>	<u>15</u>
<u>Swimming</u>	<u>20</u>
<u>Boxing</u>	<u>20</u>
<u>Rifle Team</u>	<u>20</u>
<u> </u>	<u> </u>
<u> </u>	<u> </u>

Participation in Non-School Sports Activities
 (From Student Survey T-61 Question 7)

<u>Sport</u>	<u>Number</u>
Band	21
Swimming	1
Racquetball	1

Reasons for not participating in interscholastic athletics.
 (From Survey Question 8)

<u>Response</u>	<u>Number</u>
33 I prefer other activities such as band, chorus, etc.	
59 I don't have time	
16 The practice schedules and game times are inconvenient	
41 The sport I like isn't offered	
13 It's too expensive	
10 I prefer to participate in club or intramural sports	
48 Working	
54 Other	
<u>No transportation, grades, other sports</u>	

Student Suggestions to encourage participation

Good coaches, more girls sports, dance team, swimming, school spirit,
cheerleading become sport, soccer as a spring sport, give scholarships,
encourage new members on a team, more interesting sports, advertise
more about tryouts, make it fun.

S. B. Knief
 Principal's Signature

14 Apr 03
 Date

School Name: Trigg Co.
 School Year: 2002-2003
 Principal's Signature: _____
 Date: 4-10-03

**2002-2003
 TITLE IX**

CORRECTIVE ACTION PLAN

To complete this form, indicate the intended area which needs corrective action, the suggested change and time table for implementation. You may copy this form as needed. Please attach corrective action plans along with audit forms and submit by April 15, 2003.

ITEM FOR CORRECTION	SUGGESTED CHANGE	TIME TABLE FOR CORRECTIVE ACTION
Girls Basketball Program	Continue to push for recruitment of enough girls to participate with freshman program.	2003-2004
Boys Basketball	Improve locker room with new carpet, lockers and heating system	2003-2004
Boys & Girls Swimming	Attempt to recruit boys and girls to participate in swimming	2003-2004
Swimming Facility	Look into the practicality of using Lake Barkley Pool as training facility	2003-2004

An explanation (status report) is needed for all areas identified previously as items for correction as well as all areas currently identified as items for correction. This form shall be typed.

Principal's Signature: AB Krueger Date: 14 Apr 03

TRIGG COUNTY ATHLETICS

Taylor Sparks
Athletic Director
203 Main Street
Cadiz, KY 42211

Telephone (502-) 522-2200, Ext.4014
Fax (502) 522-2225

School : Trigg County High School

School Year: 2002-2003

Principal: SB Knapp

Date: 14 Apr 03

A status report of the 2001-2002 Corrective Action Plan is as follows:

Trigg County achieved its major goal to transition the Girls J.V. Soccer program to the varsity level. This accomplishment brings Trigg County into an equal number of Girls and Boys Varsity Sports. Trigg also achieved the second priority by keeping the numbers up enough to also participate with a junior varsity girls soccer Team. The third goal as to improving the Girls Basketball Program's locker room for the 2002-2003 season was accomplished.

